

steriti **DOCK** PRODUCTS

EDGEDOCK SERIES

The flexible solution for small height differences



DOCK LEVELLERS

SUPERIOR SOLUTIONS FOR LOADING AND UNLOADING

SUPERIOR SOLUTIONS

A photograph of the Tower Bridge in London, viewed from the River Thames. The bridge's two massive stone towers are prominent, with the bridge deck and suspension cables visible. A white loading bay dock equipment is installed on the bridge deck, extending from the left tower towards the center. The sky is a deep blue with scattered white clouds, and the sun is visible on the left side, creating a bright glow. The water of the river is calm and reflects the sky. In the background, other buildings and structures are visible along the riverbank.

Steril Dock Products provides customised technically advanced loading bay dock equipment solutions internationally and the best possible service from skilled local partners. These superior solutions are conceived, developed and implemented by a committed team of product developers with years of experience in the loading dock equipment industry as well as in-house production. Steril Dock Products is a leading international quality supplier of loading bay dock equipment.

THE FLEXIBLE SAFE SOLUTION FOR SMALL HEIGHT DIFFERENCES



Level small height differences easily

The EDGEDOCK levellers series is the flexible solution for situations where small height differences between the vehicle and loading floor apply. Available in a hydraulically operated (ED/HA) or manually operated (LA). EDGEDOCK Levellers offer the same high level in terms of operation and safety as other Stertil Dock Levellers.

Options

- A variety of bumpers available
- Weather resistant galvanised model
- Standard in RAL 9011 (black), with other customised colours available
- Tapered lip for easy positioning of the leveller in a non-symmetrical positioned vehicle

Benefits

- Ideal for situations with minimal height differences between the warehouse and vehicle floor
- Dock bumper integration with the frame of the leveller
- Suitable for internal transport equipment with low floor clearance
- Robust open lip hinge with a life time guarantee (LA/HA models)
- Increased safety with anti-slip surface
- Compact design with minimal maintenance
- Easy installation to the loading bay
- Various models hydraulic & manual operated
- Dynamic capacity 6 tons

HYDRAULICALLY OPERATED EDGEDOCK ED/HA-SERIES



EDGEDOCK ED-Series

EDGEDOCK hydraulically operated

The hydraulically operated models offer one push-button operation. Maximum safety and security with 500 mm safety distance between the docked vehicle and EDGEDOCK. Platform parks in an up-right position for some models. The HA models are equipped with a swing lip and open lip hinge which has the advantage of dirt and debris free and have a dynamic capacity of 6 tons. These models can be installed in a pit if required.



High quality reliable hydraulic cylinders



A working range below dock



Automatic lock in up-right position



Lockable main switch with one-push button operation



Weather resistant galvanized model



Compact design and minimal maintenance



Standard rubber bumpers or optional PE bumpers



EDGEDOCK HA-Series

Technical Specifications

MODEL	TOTAL WIDTH (A)*	PLATFORM WIDTH (B)*	TOTAL LENGTH (C)*	LIP RANGE BEYOND BUMPERS (D)*	BUMPER PROJECTION (E)*	WORKING RANGE ABOVE DOCK - HP (F)*	WORKING RANGE ABOVE DOCK - LP (G)*	WORKING RANGE BELOW DOCK (H)*
ED 1830 HP/LP	2320 mm	1830 mm	890 mm	258 mm	673 mm	70 mm	15 mm	200 mm
ED 2000 HP/LP	2490 mm	2000 mm	890 mm	258 mm	673 mm	70 mm	15 mm	200 mm
ED 2110 HP/LP	2600 mm	2110 mm	890 mm	258 mm	673 mm	70 mm	15 mm	200 mm
HA 1830 HP/LP	2255 mm	1830 mm	700 mm	245 mm	455 mm	100 mm	50 mm	100 mm
HA 2000 HP/LP	2255 mm	2000 mm	700 mm	245 mm	455 mm	100 mm	50 mm	100 mm
HA 2110 HP/LP	2255 mm	2110 mm	700 mm	245 mm	455 mm	100 mm	50 mm	100 mm

LP = Low Profile, HP = High Profile. The HP is suitable for internal transport equipment with high ground clearance whereas the LP is more suitable for pallet trucks with limited clearance underneath the forks.

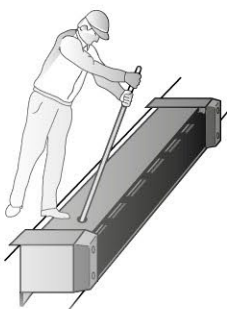
*Technical Diagrams on back cover.

MANUALLY OPERATED EDGEDOCK LA-SERIES

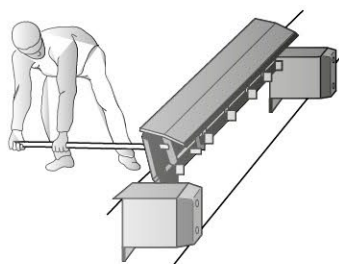
LA-Series manually operated

The manually EDGEDOCK LA-Series is easy to operate by means of a lever which is supplied with the leveller. The open lip hinge makes it possible to smoothly position the leveller on the vehicle floor.

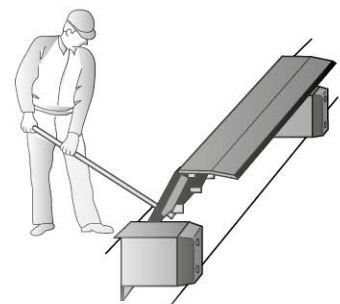
After loading and unloading the vehicle can drive away and the leveller automatically returns to idle position, also possible manually.



1) Position the lever into the leveller platform.



2) Move the lever backwards and down to the floor until the platform reaches its highest position.



3) Let the lever come up and the lip will automatically extend to the positioned vehicle.



Easy operation manually



Increased safety with anti-slip surface



Debris and dirt-free open lip hinge

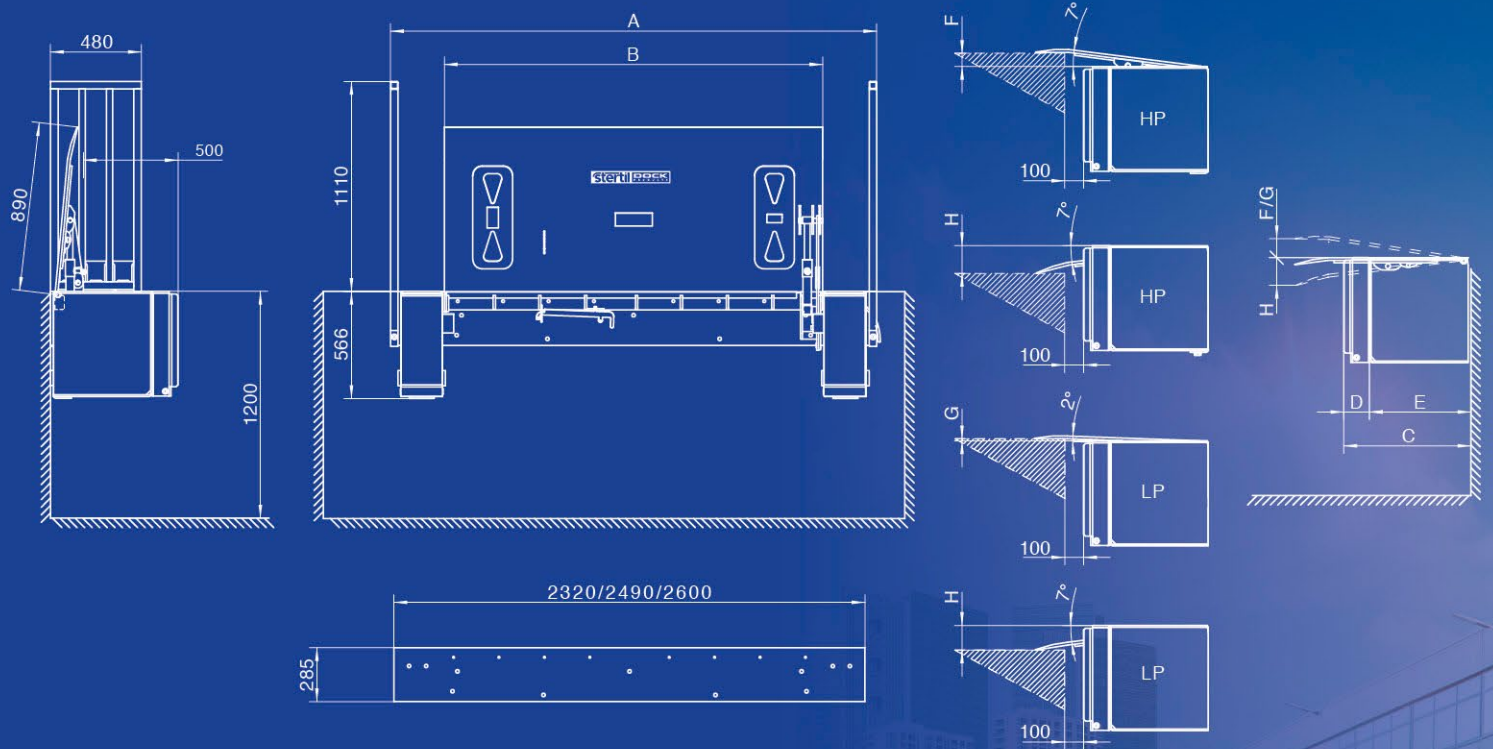
Technical Specifications

MODEL	TOTAL WIDTH (A)*	PLATFORM WIDTH (B)*	TOTAL LENGTH (C)*	LIP RANGE BEYOND BUMPERS (D)*	BUMPER PROJECTION (E)*	WORKING RANGE ABOVE DOCK - HP (F)*	WORKING RANGE ABOVE DOCK - LP (G)*	WORKING RANGE BELOW DOCK (H)*
LA 1830 HP/LP	2255 mm	1830 mm	700 mm	245 mm	455 mm	100 mm	50 mm	100 mm
LA 2000 HP/LP	2255 mm	2000 mm	700 mm	245 mm	455 mm	100 mm	50 mm	100 mm
LA 2110 HP/LP	2255 mm	2110 mm	700 mm	245 mm	455 mm	100 mm	50 mm	100 mm

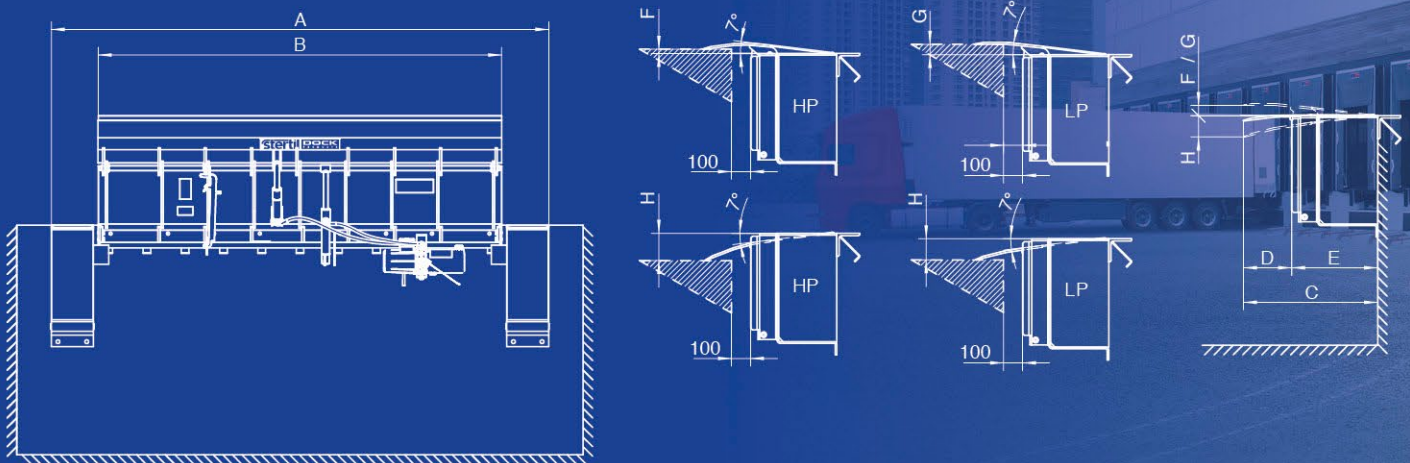
LP = Low Profile, HP = High Profile. The HP is suitable for internal transport equipment with high ground clearance whereas the LP is more suitable for pallet trucks with limited clearance underneath the forks.

*Technical Diagrams on back cover.

Dimensions EDGEDOCK ED-Series



Dimensions EDGEDOCK HA/LA-Series



More information

Please contact us for more details or specific information. We will be pleased to give you individual advice on a superior solution.



Stertil B.V.
Postbus 23
9288 ZG Kootsterille
Nederland
Tel. +31 (0)512 334444
www.stertil-dockproducts.com
dp@stertil.nl

Stertil Dock Products
 /Stertil-b-v- @Stertil

a member of the Stertil Group